



Haiti




Italy



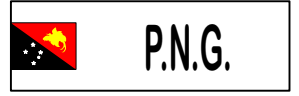

Canada




Saudi Arabia



Romania




P.N.G.



U.K.




U.S.A.



Sri Lanka



Mozambique



Germany



Ecuador



Instructions for using "Globe Trotter" quiz scoring method

Preparation: Cut out the flags and country names. Cut the Globe background accurately into 12 rectangles using the crop marks provided. Cut along the outside edge of the thick black outer border.

Playing: The globe is set up in the middle of the board with space around them for the country names and flags, as in the diagram above. The 12 flags are hidden under the 12 pieces of the globe. The 12 country names are divided between the two sides. (You could play in three or four teams dividing the countries up further.) Explain that each side is trying to collect all the flags by visiting the countries named on their side. As questions are answered a rectangle is selected. To do this they will say for example, "Top row, third along" etc... If the flag is one of theirs they keep it and if it belongs to the other side, it goes back under. The winning team is the one which collects all their flags first. You could only put 10 flags under, leaving two blank. If you do this though, don't forget to remove those countries' names also.